



## Greetings Directors!!!

Thanks for choosing the **Vocal Jazz** portion of this year's Jazz Unlimited Festival, which will be held on the Columbia Basin College campus on Saturday, April 20, 2024.

Here are some final pieces of information you will need prior to your arrival on that day.

Friday night Concert: For those of you who may be coming in on Friday night, we encourage you to **attend our guest artist concert with The UNT Jazz Singers! It will begin at 7:30pm** in the Gjerde Center on campus. This concert will feature the talents of CBC's FreeForm as well! We hope you will all attend. There is no cost for this event.

1. **The warm-up and performance time:**  
You will only have about **20 minutes in the Warm-up room and a 25 minute performance slot**. Please plan for the most effective use of this time. At the end of your performance time you will receive a 20 minute critique in another room.
2. **Festival Procedures**  
Please be sure to see this included document for **VERY** important information regarding check-in, rules, and procedures.
3. **"Afternoon Sing-Off" Announcements**  
This is now a fun tradition! After daytime performances conclude, we will have a shortened finals competition before we give out awards and split for home
  - ♪ As results come in for each division's "top-two", I will announce those in between FF songs. By the end of the FF performance, we should know all the choirs selected for this "top two Sing-off".
  - ♪ Each selected choir will be asked to sing **one NEW song to show you deserve to win your division. There is no sound check, no warmup, and minimal set up. Just meet your guide in the Gjerde Atrium after the FF set, and come up and sing at your time! You will sing one tune and GET OFF THE STAGE!**
  - ♪ If you feel you might be a selected group, you should have instruments, etc. ready to go! Don't worry about changing into outfits -- don't have time, as this will not be part of your "Sing-off" score.
  - ♪ **We would like the winning MS choir to sing at the beginning of the "Sing-off"**, followed by the Non-Mixed winner and Division I winner so that they can show their accomplishments, and also give the judges some time to finalize sing-off decisions before we present awards.
  - ♪ FreeForm will do one final piece before awards are given.
  - ♪ Hopefully this will still be fresh, exciting, and over by 5:30 pm so you can get rolling home. We may be done early...who knows?!

4. **Campus food**  
Unfortunately, we no longer have campus food available. There are several fast food restaurants less than a mile south of campus. I call it Fast Food Row and there's tons of options. You can also have food delivered here if you wish.
5. **Buses must be parked in designated areas North or West of the Gjerde Center.**

#### **SOME RULE REMINDERS/CHANGES**

6. **Outstanding Dept Awards:** Just a reminder that in order to be eligible for this award schools enrolling at least one Choral group and one Vocal Jazz group must score a "I-" rating with both. Otherwise, the school will not be considered for this award. If no one qualifies, no award is given.
7. **All HS "Sing-off" finalists** must have at least a "II" rating to compete in the "Sing-off".
8. **HAVE A NEW TUNE:** All "Sing-off" finalists must perform a new tune to be considered for outstanding dept. and to win their division. MS/Jr. High divisions are the only exception for the division win.
9. **Size:** Choirs using individual mics are limited to 18 singers at a time. If you have more than 18, then switch singers out on each song so that only 18 are singing on individual mics at one time. Another option is to have everyone sing, but only 18 will have mics. This is the world we live in. Divisions are based on school size, not mic choice.
10. **Accompaniment:** MS & Jr. High choirs may use adult pianists with no points deducted. High school choirs that use any adult players will be competing for comments only and not eligible for awards.
11. **Rhythm Gear:** We will have Drum sets, Bass & Guitar amps in each performance venue and clinic rooms, but we can't provide them in the warm-up room. Bring your own instrument patch cables, and cymbals. For Hi-Hat, you **MUST** either use ours (cyms & stand) or bring your own full hi-hat setup. We **WILL NOT** allow groups to change cymbals on our hi-hat stand and risk losing the hi-hat clutch. This has happened and it's terrible.

**I will also be selling autographed pictures of myself at a discounted rate of \$30/signature. Please inform your students!**

Please review all enclosed information carefully. I especially encourage you to go over the **Guidelines of Conduct** with your students so that they know what the expectations are regarding the conduct of participants at our festival. I attempted to meet all schedule requests made under "Special Requests/Comments" on your applications as I put the schedule together. If you have a conflict with your time, please contact another director who may be willing to switch times with you and notify me regarding the switch. I look forward to seeing you and listening to your performance on April 20th!



Mike Scott

Festival coordinator

Director of Choral Activities

Comic Sans Advocate

Scooter Enthusiast



# FESTIVAL PROCEDURES JAZZ CHOIRS

1. **ARRIVAL:** Please try to arrive on campus at least 30 minutes prior to your warm-up time. You need to check in at the registration desk, located in the Gjerde Center (regardless of which site you perform in, registration is still at one location). Here you will receive an updated schedule, and any last minute information regarding festival procedures.
2. **WARM-UP:** You will have approximately 20 minutes in the warm-up room. Please meet your guide 5 minutes prior to your designated warm-up time. Please be courteous to your guide when they signal it is time to move to the performance site. I have instructed them to escort you to the performance location two minutes before your performance time. Your guide should deliver your info sheet to the judges as you enter the stage.
3. **SET-UP AND PERFORMANCE:** You will have a total of 25 minutes in which to enter the stage, set-up, and perform selections. Please organize and program accordingly.
4. **EQUIPMENT:** CBC will furnish 4 sections of 4-step choral risers in the Theatre, but not the Gjerde Center. Riser groups in the Gjerde Center will perform on the stairs. Please prepare your students to deal effectively with this amount of space. Individually mic'd groups will perform in the "traditional" arch (no risers). We will also provide a tuned piano, a Nord keyboard, and sound system. **We will be able to provide rhythm section gear (Drums, Bass & Guitar Amps) in each performance site and clinic room,** but we can't provide them in the warm-up room. Bring your own instrument patch cables, and cymbals. **For Hi-Hat, you must either use ours (cyms & stand) or bring your own full hi-hat setup.** We WILL NOT allow groups to change cymbals on our hi-hat stand and risk losing the hi-hat clutch.
5. **CRITIQUE AND ADJUDICATION SCORES:** Your performance will be heard by three judges. Two will write comments and assign scores based on your performance. At the conclusion of your performance one judge will accompany you to another room and give a 20 minute clinic/critique. Prepare your students to stay well focused, and to respond quickly and openly to whatever the clinician requests of them. Adjudication sheets may not be picked up until after the announcements Saturday afternoon. Pick-up location will be in the Gjerde Center Atrium. I can also mail these after the festival. Copies of your score sheets and recordings will be added to your festival online folder, hosted by our Dropbox account.
6. **THE LISTENING EXPERIENCE :** We encourage you and your students to get the most out of this educational experience by listening to other choirs that will be performing throughout the day and at the "Sing-off". Ask them to write their own comments, focusing on the positive things they can learn from other choirs. Remember, **IT IS NEVER APPROPRIATE TO ENTER THE PERFORMANCE SITE WHILE ANOTHER GROUP IS PERFORMING.** Please go over the enclosed Guidelines of Conduct sheet with your students. Everybody be cool.



# RULES REMINDER SHEET - JAZZ CHOIRS

This is not a complete listing of the rules, but a reminder of some of our performance requirements. Refer to your original application for a full listing of festival rules. This sheet is to assist you in preparing your choirs. Festival judges have been made aware of these rules as well. Break these rules, and you may not win a trophy... #sad

1. **GOING OVER TIME:** Your set-up and performance time must be contained within allotted time slot. Time will be monitored by the Stage Manager in each site. We encourage you to synchronize your timer with the site manager, who has been instructed to start the clock *when you first enter the stage to set up*. Your time slot is 25 minutes long this year.
2. **REPERTOIRE:** Although freedom of repertoire is allowed, you should include a type of ballad in your daytime program. It can be a standard jazz ballad or can be more contemporary. If jazz history has taught us anything, it's that jazz evolves, and I strongly believe good music is good music regardless of what "genre" it is labeled. This ballad does not have to be a cappella, but does have to be interpreted to show nuance and phrasing.
3. **GROUP SIZE:** The more the merrier but we'll only provide 18 microphones because that's all the inputs I have. You can have more than 18 singers singing, but not everyone will receive a microphone. There will be no points deducted. In my opinion, groups larger than 18 tend to have trouble hearing and blending anyway. For riser choirs, fit as many as you can and then some.
4. **RHYTHM SECTION:** A change that is being made this year in regards to rhythm sections is: any HS vocal jazz ensemble that uses an adult/pro rhythm section member will be performing for comments only and not eligible for awards. I see all sides of this issue, having taught in a tiny school myself and teaching in places where there are limited resources. However, I strongly believe in the use of student players. Rhetorical question: Ever seen a HS jazz band play with adults? I am willing to discuss this rule in cases of extreme emergencies. If you'd like to have an in-depth convo about this with me or have specific questions, let me know.
5. **OUTSTANDING DEPT AWARDS:** Just a reminder that in order to be eligible for this award schools enrolling at least one Choral group and one Vocal Jazz group must score a "I-" rating with both. Otherwise, the school will not be considered for this award.



## GUIDELINES OF CONDUCT: JAZZ CHOIRS

Although we do run a competitive festival, we make it our mission here at CBC to create an atmosphere that is overwhelmingly positive. This mission has been taken to heart by everyone involved in the running of this festival.

Please make each of your students aware of the following **guidelines of conduct**, and ask for their commitment in upholding them as they participate in our festival.

1. Be kind and positive with everyone you encounter during the day!
  - ♪ Say positive things to other choirs and other directors!
  - ♪ Complement one another, smile and say "Thank you" when you're complemented.
  - ♪ Be courteous to the guides, stage crew, and others who are providing this festival for you. Thank them!!
  - ♪ Make a new friend, not a new enemy! Say nice things to even your division rival.
  - ♪ When everyone's music is better, everyone wins!
2. Provide other choirs with the proper performance environment, be supportive but don't be disruptive.
  - ♪ If you want to have a good audience then be a good audience for someone else.
  - ♪ Give thunderous applause when it is appropriate. On jazz day, it is good to clap after solos, and respond with positive verbal comments during the song.
  - ♪ Be cautious and courteous about when/how you use your phones while groups perform. ALWAYS silence them during performances.
  - ♪ Wait patiently outside until the Door Monitor lets you in.
  - ♪ Keep the volume level down in the Gjerde Atrium while choirs perform inside Gjerde Center.
3. Treat the facility and grounds with respect
  - ♪ Follow common sense safety rules
  - ♪ No food or drink within the facilities
  - ♪ Please, no rehearsing in breezeways, under catwalks, etc.

Choir peeps can be catty. I don't like it. I take this positive crusade very seriously, as do the students who are running this festival. We trust that you will too! Groups that have come to our festival and demonstrated a negative, destructive attitude toward other participants, festival workers or the facility; have simply not been allowed to return! I thank you for helping us create a positive environment and being good humans!



# JAZZ UNLIMITED

## CBC VOCAL JAZZ INFO SHEET

Choir Directors: Please fill in the requested information below.  
**Have 4 copies of this form ready to give your guide during your warm-up time.**  
**We do not need copies of music on jazz day**

School \_\_\_\_\_ Director \_\_\_\_\_

Choir Name \_\_\_\_\_

1. Title: \_\_\_\_\_ Comp/Arr.: \_\_\_\_\_

Soloists: \_\_\_\_\_  
\_\_\_\_\_

2. Title: \_\_\_\_\_ Comp/Arr.: \_\_\_\_\_

Soloists: \_\_\_\_\_  
\_\_\_\_\_

3. Title: \_\_\_\_\_ Comp/Arr.: \_\_\_\_\_

Soloists: \_\_\_\_\_  
\_\_\_\_\_

4. (opt) Title: \_\_\_\_\_ Comp/Arr.: \_\_\_\_\_

Soloists: \_\_\_\_\_  
\_\_\_\_\_

OUR NEW SONG FOR THE "SING-OFF" IS:

5. Title: \_\_\_\_\_ Comp/Arr.: \_\_\_\_\_

Rhythm section:

Piano: \_\_\_\_\_ Guitar/other: \_\_\_\_\_

Bass: \_\_\_\_\_ Drums: \_\_\_\_\_

**Performance Schedules are in a separate document that is updated periodically.**

**You can find it on-line at  
[https://www.cbcartcenter.com/  
concerts/jazz-unlimited/](https://www.cbcartcenter.com/concerts/jazz-unlimited/)**



## Choral Festival Form

School \_\_\_\_\_

Division \_\_\_\_\_ Time \_\_\_\_\_

Director \_\_\_\_\_

Ensemble Name \_\_\_\_\_

### Selections:

1 \_\_\_\_\_

2 \_\_\_\_\_

3 \_\_\_\_\_

4 \_\_\_\_\_

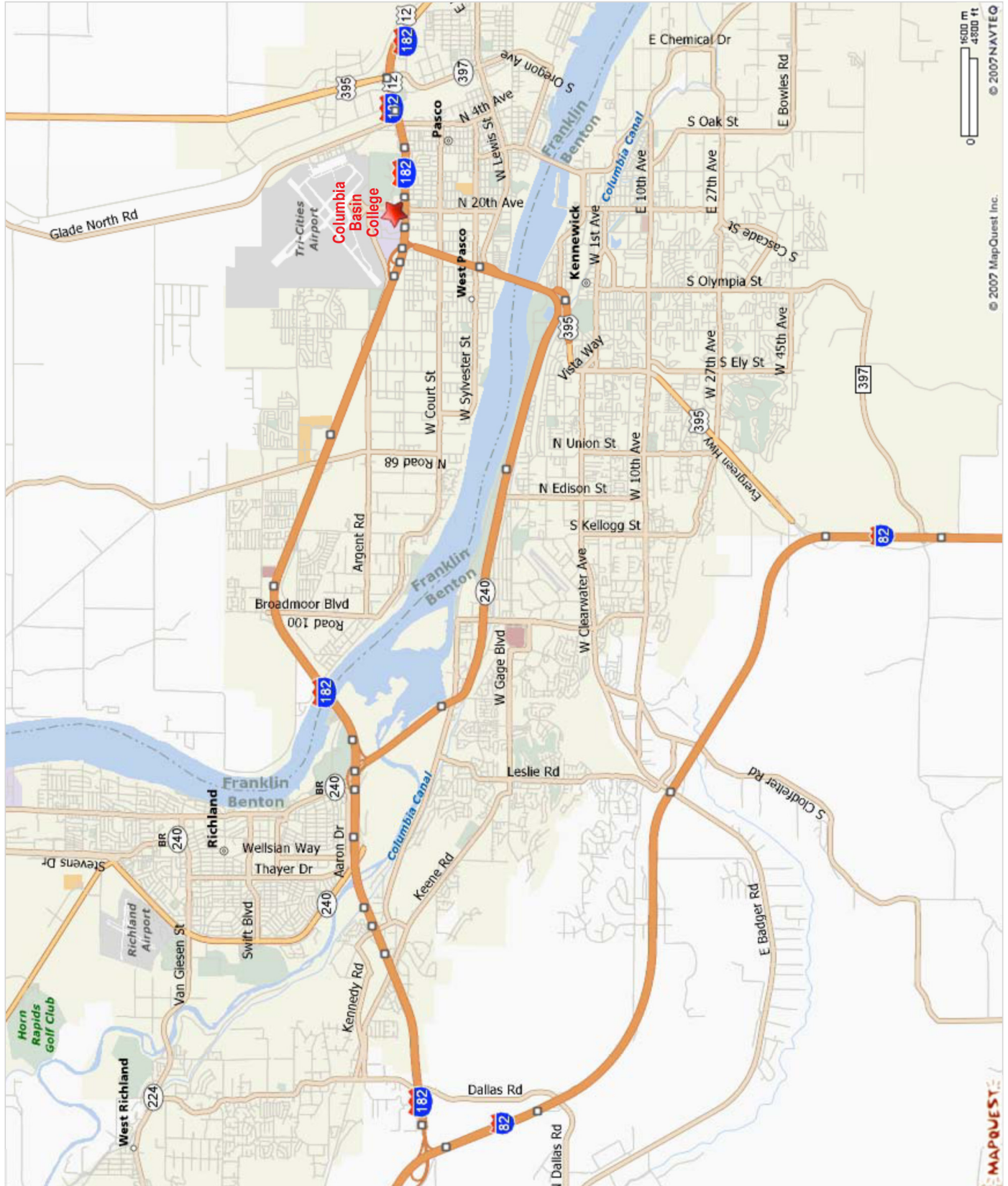
STANDARDS	1	2	3	4	5	REMARKS
<b>RESONANCE</b> Tonal beauty, proper placement, and breath support						
<b>INTONATION</b> Clarity of pitch in melodic and harmonic intervals with consistency throughout the voice registers						
<b>BLEND / BALANCE</b> Uniformity of tonal blend as well as proper sectional and ensemble balance						
<b>RHYTHM / PULSE</b> Consistency of pulse and rhythmic precision						
<b>VOWELS &amp; CONSONANTS</b> Linear tone, vowel uniformity, clear diction						
<b>INTERPRETATION / STYLE</b> Artistic use of interpretive devices consistent with the composer's original intent						
<b>DYNAMICS</b> Successful use of dynamics, consistent with composer's intent						
<b>PHRASING</b> Artistically shaped musical line, successful conveyance of composer's message						
<b>COMMUNICATION</b> Balanced fundamentals, sensitivity and expression, successful conveyance of composer's message						
<b>LITERATURE</b> Quality literature Appropriate choices for ensemble and event						
<b>OTHER FACTORS</b> Professionalism, appearance, style, presence						

TOTAL POINTS

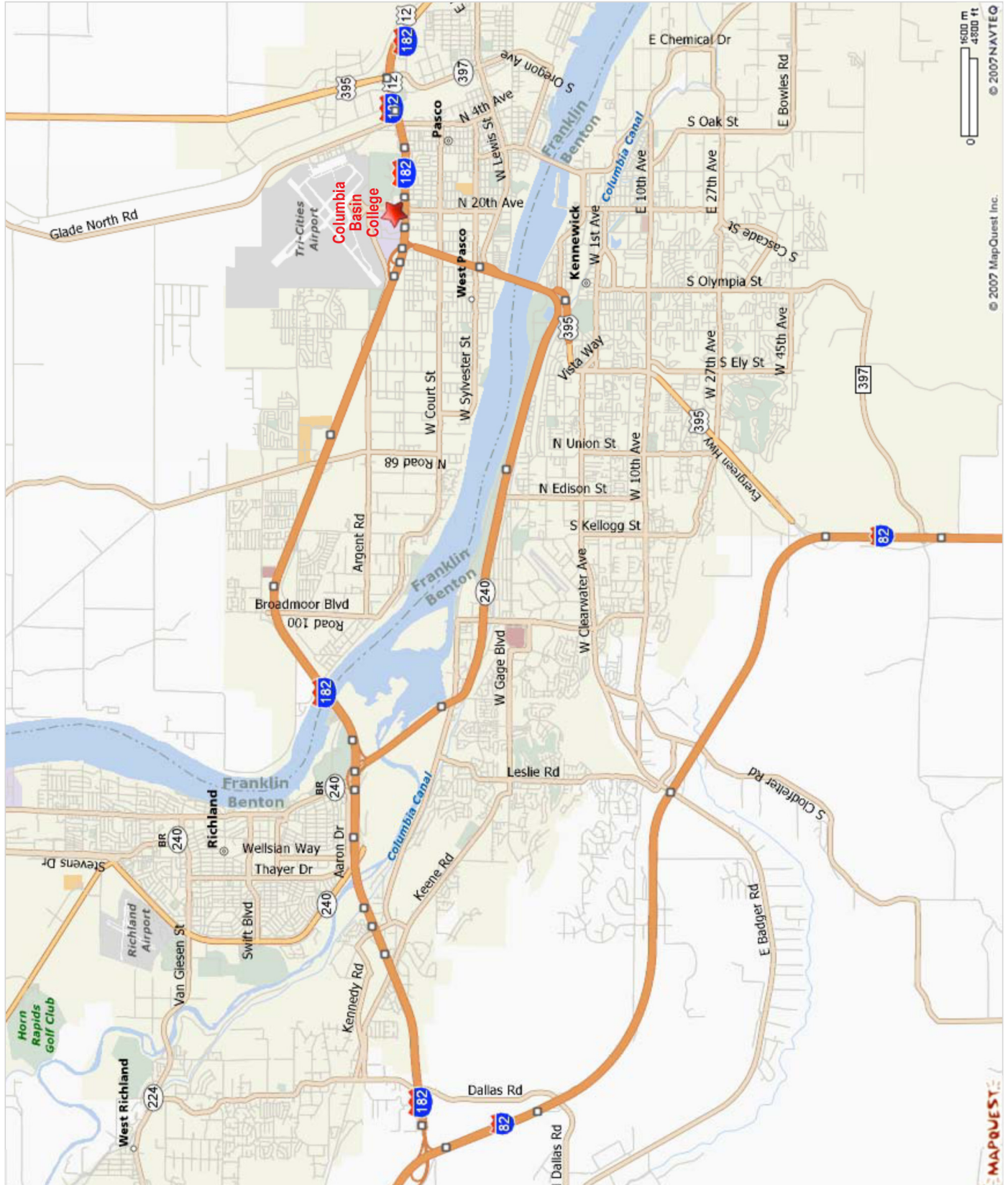
Judge's Signature \_\_\_\_\_

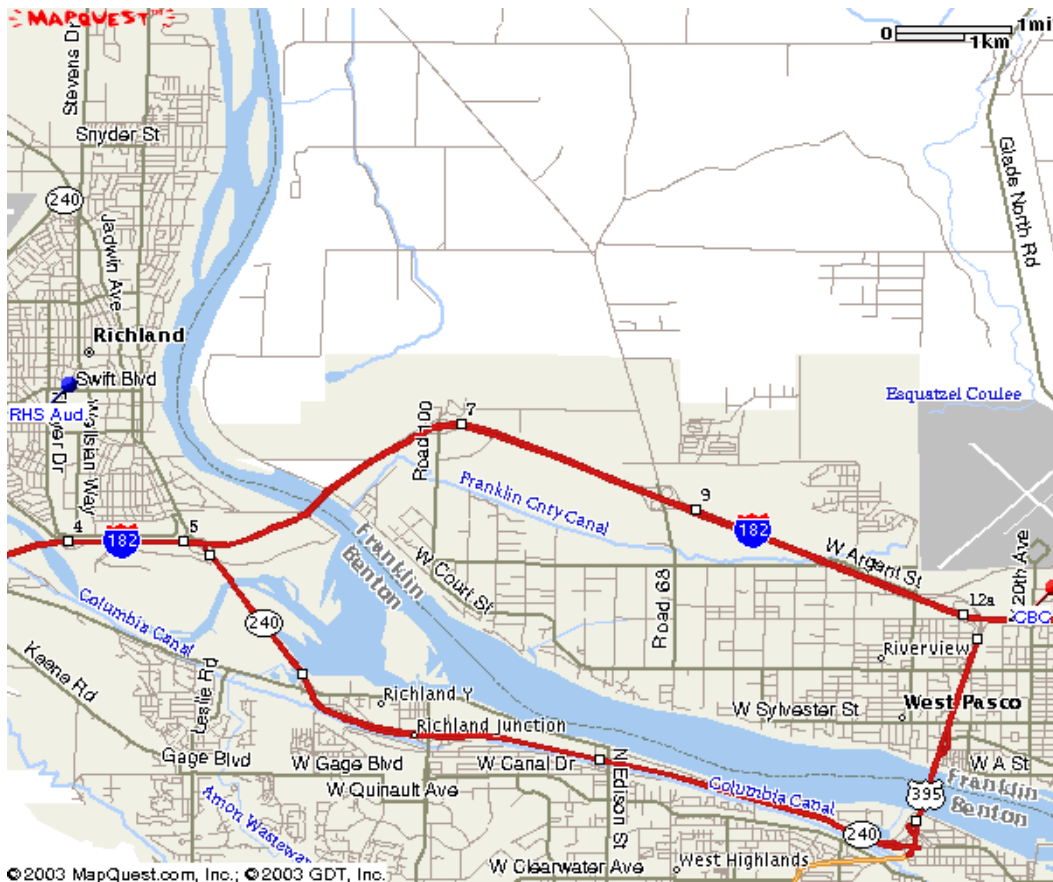
SUPERIOR (I) = 11-16  
 EXCELLENT (II) = 17-22  
 GOOD (III) = 23-33  
 FAIR (IV) = 34-42  
 POOR (V) = 43-55





© 2007 NAVTEQ  
 © 2007 MapQuest Inc.





## Richland High School

### Directions to Richland High School

#### A) Columbia Basin College, 2600 N 20th Ave, Pasco, WA 99301

1. get on to 20th Ave, heading south (rt lane), turn right at the light onto highway 182 West.
2. Remain on the highway for several miles & over the river toward Richland
3. Take the Welsian Way exit to the right (exit 4)
4. At the top of the ramp turn left onto Thayer
5. Proceed north on Thayer for several blocks, past the Middle School and stop light.
6. Half way through the next block turn right into the RHS Auditorium parking lot.

You can also use GPS.

#### B) Richland High School, 930 Long Ave Richland, WA 99352

# MAP

# Jazz Unlimited 2023



**Gjerde Center**  
REGISTRATION  
All Groups Please Check in. Thank You!

Lost and Found  
Snack/Concessions

**HUB**  
HUB West (downstairs)  
Clinic (Choirs)

Main Stage Perform MS  
(Band)

**P-Building**  
P103  
Warm-up (Band/Choir)

**P203**  
Clinic (Band/Choir)

**Theatre**  
Perform

**T-Building**  
T415  
Warm-up (Concert Band)  
Clinic (MS Band)

**Gjerde**  
Multipurpose Room  
Perform (Band and Choir)

**L-Building**  
L102  
Warm-up (Choirs)